

# Modelling the health impact and cost-effectiveness of lymphatic filariasis eradication under varying levels of mass drug administration scale-up and geographic coverage

Christopher M Stone,<sup>1,2,3</sup> Randee Kastner,<sup>1,2</sup> Peter Steinmann,<sup>1,2</sup> Nakul Chitnis,<sup>1,2</sup> Marcel Tanner,<sup>1,2</sup> Fabrizio Tediosi<sup>1,2</sup>

**To cite:** Stone CM, Kastner R, Steinmann P, *et al*. Modelling the health impact and cost-effectiveness of lymphatic filariasis eradication under varying levels of mass drug administration scale-up and geographic coverage. *BMJ Global Health* 2016;**1**: e000021. doi:10.1136/bmjgh-2015-000021

► Additional material is published online only. To view please visit the journal online (<http://dx.doi.org/10.1136/bmjgh-2015-000021>).

Received 8 December 2015  
Revised 15 January 2016  
Accepted 21 January 2016



CrossMark

<sup>1</sup>Swiss Tropical and Public Health Institute, Basel, Switzerland

<sup>2</sup>Universität Basel, Basel, Switzerland

<sup>3</sup>Department of Statistics, North Carolina State University, Raleigh, North Carolina, USA.

#### Correspondence to

Dr Fabrizio Tediosi;  
[Fabrizio.Tediosi@unibas.ch](mailto:Fabrizio.Tediosi@unibas.ch)

## ABSTRACT

**Background:** A global programme to eliminate lymphatic filariasis (GPELF) is underway, yet two key programmatic features are currently still lacking: (1) the extension of efforts to all lymphatic filariasis (LF) endemic countries, and (2) the expansion of geographic coverage of mass drug administration (MDA) within countries. For varying levels of scale-up of MDA, we assessed the health benefits and the incremental cost-effectiveness ratios (ICERs) associated with LF eradication, projected the potential savings due to decreased morbidity management needs, and estimated potential household productivity gains as a result of reduced LF-related morbidity.

**Methods:** We extended an LF transmission model to track hydrocele and lymphoedema incidence in order to obtain estimates of the disability adjusted life years (DALYs) averted due to scaling up MDA over a period of 50 years. We then estimated the ICERs and the cost-effectiveness acceptability curves associated with different rates of MDA scale-up. Health systems savings were estimated by considering the averted morbidity, treatment-seeking behaviour and morbidity management costs. Gains in worker productivity were estimated by multiplying estimated working days lost as a result of morbidity with country-specific per-worker agricultural wages.

**Results:** Our projections indicate that a massive scaling-up of MDA could lead to 4.38 million incremental DALYs averted over a 50-year time horizon compared to a scenario which mirrors current efforts against LF. In comparison to maintaining the current rate of progress against LF, massive scaling-up of MDA—pursuing LF eradication as soon as possible—was most likely to be cost-effective above a willingness to pay threshold of US\$71.5/DALY averted. Intensified MDA scale-up was also associated with lower ICERs. Furthermore, this could result in health systems savings up to US\$483 million. Extending coverage to all endemic areas could generate additional economic benefits through gains in worker productivity between US\$3.4 and US\$14.4 billion.

## Key questions

### What is already known about this topic?

- A key challenge for the elimination of lymphatic filariasis (LF) is the expansion of geographic coverage of mass drug administration programmes. Without intense scale-up, elimination of LF will require both more time and more treatments.
- Prior studies have not considered the cost-effectiveness associated with scaling-up geographic coverage of an eradication programme, while accounting for progress made to date in eliminating LF.

### What are the new findings?

- The faster geographic coverage of mass drug administration programmes is brought to scale, the greater the health benefits will be in terms of disability adjusted life years averted (DALY).
- Extending coverage to all endemic countries, including those that to date have not yet undertaken mass drug administration programmes, was most likely to be cost-effective above a willingness to pay threshold of US\$71.5/DALY averted when scale-up occurred at the fastest rate.

### Recommendations for policy and practice

- The Global Programme to Eliminate Lymphatic Filariasis has been successful to date, but it has been recognised that coverage will have to be scaled up substantially if the target of elimination by 2020 is to be achieved. This analysis suggests that more intense forms of scale-up are most likely to be cost-effective, lending further support to intensifying LF elimination efforts.

**Conclusions:** In addition to ethical and political motivations for scaling-up MDA rapidly, this analysis provides economic support for increasing the intensity of MDA programmes.

## INTRODUCTION

To date, smallpox is the only human infectious disease that has been eradicated through deliberate efforts, an accomplishment that is considered among the greatest medical achievements in the past century.<sup>1</sup> This success increased interest in disease eradication as a public health strategy, and eradication campaigns against poliomyelitis and dracunculiasis (Guinea worm) are currently underway. Progress against dracunculiasis indicates that the concept of eradication can be applied to parasitic infections for which vaccines are not available.<sup>2</sup>

Disease eradication results from the permanent cessation of transmission of the causative agent of the disease globally and the ultimate disappearance of the organism as a free-living biological species. This is distinct from elimination, which is the interruption of transmission in a defined geographic area, mostly a country or a region. Control reflects the use of interventions aimed at reducing the health burden associated with transmission of a pathogen, but does not intend to interrupt transmission.<sup>3</sup> The decision to shift from a strategy based on reducing the health burden to one of elimination and progressively aiming at eradication is not to be taken lightly.<sup>4</sup> Since eradication is an all-or-nothing achievement, and one that will require an intensified and/or altogether different strategy than disease control, failure to achieve it may represent a misuse of resources. In addition, failed attempts lead to donor fatigue with persistent negative consequences.<sup>5</sup> To provide policymakers with guidance on whether to pursue eradication, the concept of an Eradication Investment Case (EIC) was developed following insights from an Ernst Strüngmann forum on scientific advances in disease eradication.<sup>6 7</sup> An EIC is expected to include a quantitative assessment of the technical and biological feasibility of achieving eradication, an assessment as to whether the health system infrastructure is capable of delivering the interventions, and evidence of sufficient funding and political will to support such a programme. The various components also need to be periodically re-evaluated as the programme progresses, since all are potentially prone to erosion due to factors including emerging drug resistance, weak health systems, or public and donor fatigue.<sup>8</sup>

Further arguments for or against engaging in eradication will come from economic considerations.<sup>9</sup> Using a game-theoretic approach to the eradication of smallpox, Barrett and Hoel<sup>10</sup> were able to specify conditions under which an eradication strategy was optimal. Specifically, pursuing an intensive control strategy was never optimal, if eradication was possible. Similar arguments based on health economic modelling have been made to support continued investments in the eradication of poliomyelitis.<sup>11</sup>

Lymphatic filariasis (LF) endemicity is strongly tied to poverty<sup>12</sup> and leads to debilitating, chronic forms of morbidity, most notably hydrocele and lymphoedema.<sup>13</sup>

The health burden from LF is considerable, estimated at 2.77 million disability adjusted life years (DALYs) (1.8–4.0 million) in 2010.<sup>14</sup> Beyond affecting physical health and productivity, LF-related morbidity also leads to stigma and social exclusion, and impacts mental well-being.<sup>15</sup> Such exclusion can lead to delays in treatment seeking, diminish prospects for marriage or employment or interfere with the ability of school-aged children to attend school.<sup>16–18</sup> This, in turn, may exacerbate the link to poverty for families with one or more infected household members.

Preventive chemotherapy represents the primary strategy of the ongoing Global Programme to Eliminate Lymphatic Filariasis (GPELF), which aims for eradication of LF by 2020.<sup>19</sup> The strategy is based on once-yearly mass drug administration (MDA) either with diethylcarbamazine citrate (DEC) and albendazole (ABZ), or, in areas where onchocerciasis is also endemic, ivermectin (IVM) and ABZ. These compounds kill microfilariae and affect the survivorship and/or fecundity of adult worms.<sup>20</sup> If MDA is provided to a large proportion of the population (>65%) for a sufficient number of years, interruption of transmission in the targeted region is thought to be feasible.<sup>13</sup>

As LF proceeds towards elimination and eradication, certain challenges are worthy of consideration, including the feasibility of reaching remote populations and the ability to maintain coverage in urban areas with dense and mobile populations.<sup>21</sup> An animal reservoir is not generally thought to contribute to LF transmission, although *Brugia malayi* is sometimes found in non-human primates, cats and dogs.<sup>22</sup> In Central African areas coendemic with *Loa loa*, it remains to be seen if the provisional strategy based on vector control and twice-yearly MDA with ABZ will be successful.<sup>19</sup> For the purposes of this study we assume that eradication of LF is feasible and the mentioned challenges can be tackled.

We previously developed scenarios that could lead to the elimination or eradication of LF, estimated the time it might take to reach elimination and eradication, projected the number of treatments required under each scenario, and considered the associated financial and economic costs.<sup>23</sup> In the current study, we assess the health impact in terms of disability-adjusted life years (DALYs) averted, estimate the cost-effectiveness associated with different intensities of scaling-up MDA, and project the possible savings to the health system and potential increase in worker productivity due to averted LF-related morbidity for each of these scenarios.

## METHODS

### Scenarios modelled

We defined four scenarios which differ in their geographic coverage and rate of MDA scale-up. The scenarios were developed in an iterative consensus process involving leading scientists, policymakers, programme managers and other stakeholders following an analysis

of the on-going GPELF.<sup>23</sup> For areas co-endemic with *Wuchereria bancrofti* and *Loa loa* we made the simplifying assumption that whatever strategy will end up being used in reality (eg, the provisional guidelines from the WHO suggest bi-annual MDA of ABZ and vector control) can be approximated in our model by annual MDA with IVM+ALB. The current elimination scenario is defined as the comparator scenario, mirroring the rate of MDA scale-up seen under the GPELF thus far, but assuming that countries that have not yet begun MDA programmes will not do so. As we identified low levels of geographic coverage within certain endemic areas to be the major impediment to progress against LF, the three eradication scenarios explore the impact of expanding MDA to all LF endemic populations at varying rates. Eradication I models the impact of expanding MDA to all endemic areas at the historical average rate of scale-up; eradication II assumes countries scale-up geographic coverage by 20% increments each year, and eradication III represents the best-case scenario, whereby all countries expand coverage to their entire at-risk population immediately. See the SI and Kastner *et al*<sup>23</sup> for further details.

### Estimates of DALYs

We extended a previously published deterministic model, EpiFil,<sup>24</sup> which simulates filariasis transmission by either *Anopheles* species or *Culex* species vectors.<sup>25</sup> See the SI for details on how the model was expanded to include chronic disease states.

We translated the incidence of chronic disease to DALYs, which, in the case of LF, are composed of the years of life lived with a disability (YLD) multiplied by the disability weight (DW). We determined the number of new hydrocele and lymphoedema cases in a given time period and assigned YLDs at that point based on the individual's remaining life expectancy.<sup>26</sup> Per convention, no distinction in the DW was made between lymphoedema and hydrocele, and symptomatic cases were assigned a DW of 0.11.<sup>27</sup> Age-weighting was not considered in this study, but DALYs were discounted at 3% per year. Further details on the calculations are provided in the SI. The DALYs were estimated for a period of 50 years to capture the long-term health benefits of interrupting transmission.

### Estimates of financial and economic costs

Programmatic costs were estimated from the perspective of an LF-endemic country's health system, with future costs discounted at 3%. Activities considered in the cost estimates included advocacy, capacity strengthening, coordination and strengthening partnerships, data management, on-going surveillance, monitoring, evaluation and supervision, drug delivery, and administration. Costs for mapping, running post-MDA transmission assessment surveys and increased surveillance in areas of *L. loa* prevalence were also taken into account. A summary

of the costing methodology is provided in the online supplementary material.

### Cost-effectiveness analysis

In order to evaluate the cost-effectiveness of eradication, the DALY projections for each country in each scenario were paired with country-specific cost estimates. With the elimination scenario as the reference case against which all other scenarios could be compared, cost-effectiveness was assessed using incremental cost-effectiveness ratios (ICERs). For each simulation, the monetary net benefits (MNB) were calculated as the mean incremental DALYs averted multiplied by the decision makers' maximum willingness to pay for a DALY averted minus the mean incremental cost for the scenario.<sup>28</sup> Cost-effectiveness acceptability curves were used to graphically depict the probability for each scenario to be cost-effective at various willingness-to-pay thresholds.

### Potential health system savings and worker productivity losses

To assess the potential health systems savings due to averted morbidity management, we followed the approach of Chu *et al* and assumed that on average 40% (20–50%) of hydrocele patients and 50% (30–55%) of patients with lymphoedema seek treatment annually. We further assumed acute adenolymphangitis (ADL) to occur about twice per year (0–7 times) in 70% (45–90%) of hydrocele patients, and four (0–7 times) times annually for 95% (90–95%) of patients with lymphoedema.<sup>29</sup> Since it remains uncertain to what extent treatment with DEC and ABZ or IVM and ABZ reduces clinical manifestations, we assume treatment seeking remains at the same level during the course that patients remain symptomatic. The estimated savings are therefore possibly conservative.

Health systems savings were then estimated by combining the averted incidence of morbidity, frequency of ADL episodes and treatment-seeking behaviour paired with country-specific costs for a consultation at a primary health centre with 50% population coverage, taken from the most recent update of the WHO CHOICE database.<sup>30</sup> Parameter uncertainty was considered by taking 500 random estimates within each parameter range, assuming normal distributions for treatment-seeking behaviour and triangular distributions for ADL episodes.

Using a pre-established methodology, we also determined the impact that LF eradication could have on worker productivity.<sup>29</sup> To assess the potential worker productivity increase, we assumed ADL episodes to last 4 days on average (1–9 days), and cause a 75% (50–93%) reduction in productivity for their duration. LF-related morbidity was assumed to decrease the amount of productive working days by 15% (13–17%) for hydrocele patients and 20% (15–22%) for those with lymphoedema. We monetarily valued possible gains in worker productivity by taking the number of working

days lost due to LF-related morbidity paired with country-specific (when available) or region-specific daily per-worker agriculture wages given by the World Bank's World Development Indicators Online, inflated to 2012. Other databases may provide different estimates to value the productivity of people with LF, many of whom are subsistence farmers.<sup>29</sup> Uncertainty in the productivity-related parameter estimates was therefore incorporated by drawing 500 random samples from each range assuming normal distributions. All results were discounted at 3%.

### Role of the funding source

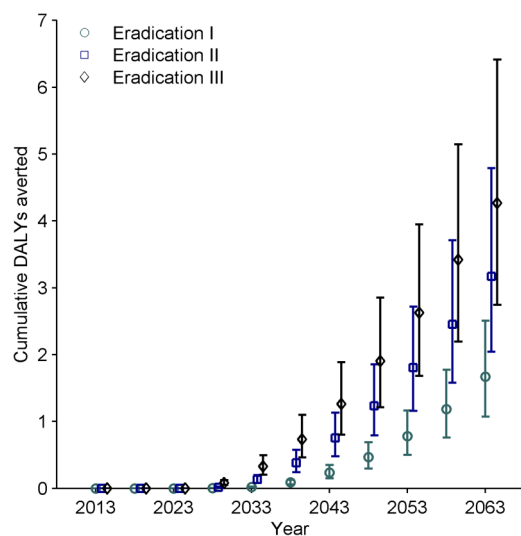
The study sponsor had no role in study design; in the collection, analysis and interpretation of data; in the writing of the report; and in the decision to submit the paper for publication.

## RESULTS

### Estimates of DALYs

The intensity of MDA scale-up greatly impacts population health (figure 1). With elimination as the comparator, extending MDA to all endemic countries (eradication I) results in approximately 1.72 million DALYs averted (95% Credible Interval (CrI) 1.09–2.61 million) over a 50-year time horizon. In contrast, intensifying geographic coverage in all countries (eradication III) leads to approximately 4.38 million DALYs averted (95% CrI 2.78–6.5 million) over the same timeframe. Thus, there are considerable gains to achieve by more intensely scaling-up MDA (table 1).

The incremental health impacts by country, expressed as DALYs averted per 100 000 people, are depicted for the eradication I scenario compared to the elimination scenario, eradication II compared to eradication I and



**Figure 1** Cumulative number of DALYs averted over time per eradication scenario compared to the elimination scenario. DALY, disability adjusted life years.

eradication III compared to eradication II (figure 2). The comparison between eradication I and the elimination scenario illustrates that the majority of the gains from extending MDA to all endemic countries are concentrated in Central Africa. The heterogeneous results within these countries are largely due to demographic patterns that affect the DALY estimates, such as age composition, life expectancy and population growth rates. The gains from increasing the rate of MDA scale-up are more evenly spread out among countries (eradication II vs I, and III vs II).

### Cost-effectiveness analysis

The estimated ICER for the eradication III scenario is approximately US\$73/DALY averted (95% CrI US\$47.7–US\$109.8/DALY averted; figures 3 and 4). In contrast, the eradication I and eradication II scenarios are higher, at US\$219/DALY averted (95% CrI US\$142.7–US\$322.7/DALY averted) and US\$121/DALY averted (95% CrI US\$79.5–US\$177.7/DALY averted), respectively. Against the elimination scenario, all eradication scenarios end in the northeast quadrant of the incremental cost-effectiveness plane (figure 3), which implies an increase in DALYs averted at increased cost.<sup>31</sup> Correspondingly, and as shown by the cost-effectiveness acceptability curve, if the willingness to pay threshold would surpass US\$71.5/DALY averted, scale-up of MDA to all at-risk populations in all endemic countries should be pursued as quickly as possible (figure 5).

### Potential health system savings and worker productivity losses

Unsurprisingly, reaching LF eradication sooner was found to correspond to increased health systems savings, due to decreased morbidity management, ranging from US\$140 million (95% CrI US\$53.8–US\$260.3m) in the eradication I scenario to US\$483 million (95% CrI US\$219.1–US\$902.6m) in eradication III (figure 6).

Potential savings to the health system, however, were dwarfed by possible gains in worker productivity, which ranged from approximately US\$3.4 billion (95% CrI US\$2.03–US\$5.36bn) under the eradication I scenario to US\$14.4 billion (95% CrI US\$8.58–US\$22.02 billion) in the eradication III scenario (figure 6). Importantly, all increased with increasing rates of MDA scale-up, further supporting the conclusion from the cost-effectiveness analysis.

## DISCUSSION

LF could become the first vector-borne disease to be eradicated. While the GPELF has made notable progress thus far, in order to achieve eradication, the programme needs to be extended to several endemic countries. Moreover, if the goal of global elimination as a public health problem by 2020, as specified in the London Declaration,<sup>32</sup> is to occur, the scale-up of MDA



**Table 1** Summary of key results with 95% Credible Intervals

	Elimination	Eradication I	Eradication II	Eradication III
Number of treatments (millions)	3.41 (3.18–3.53)	4.66 (4.41–4.90)	4.37 (4.13–4.59)	4.16 (3.92–4.38)
DALYs averted (millions)*	–	1.72 (1.09–2.62)	2.98 (1.90–4.45)	4.38 (2.79–6.50)
Financial costs (millions USD)	929.2 (883.5–971.5)	1289.4 (1226.7–1344.9)	1273.5 (1208.9–1331.4)	1234.9 (1172.3–1299.8)
Economic costs (billions USD)	5.19 (4.91–5.45)	7.91 (7.50–8.300)	7.97 (7.55–8.37)	7.53 (7.12–7.94)
ICER (USD/DALY averted)*	–	219.0 (142.65–322.72)	120.7 (79.47–177.70)	72.94 (47.74–109.80)
Potential savings to health system (millions USD)*	–	139.9 (63.8–260.3)	335.6 (152.2–626.8)	483.4 (219.1–902.6)
Potential gains in worker productivity (billions USD)*	–	3.41 (2.03–5.36)	10.06 (5.98–15.50)	14.43 (8.58–22.02)

\*Measured against the elimination scenario as the comparator.

DALY, disability adjusted life years; ICER, incremental cost-effectiveness ratios.

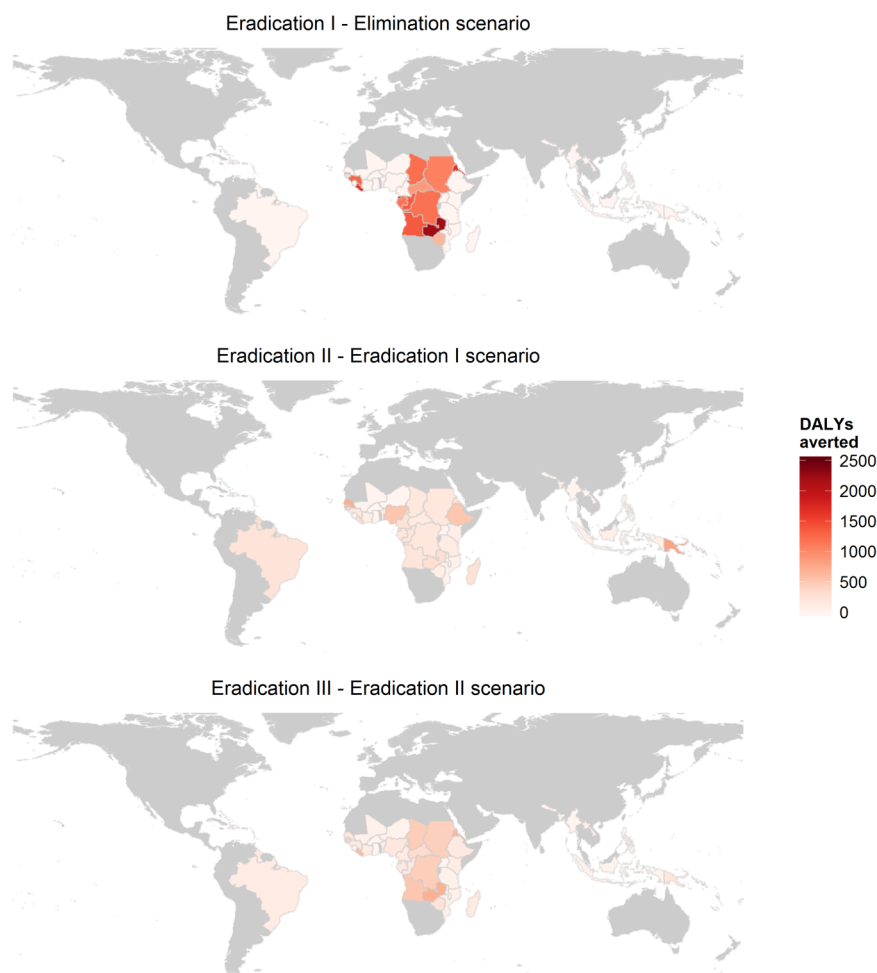
to cover all populations at risk needs to be greatly intensified.

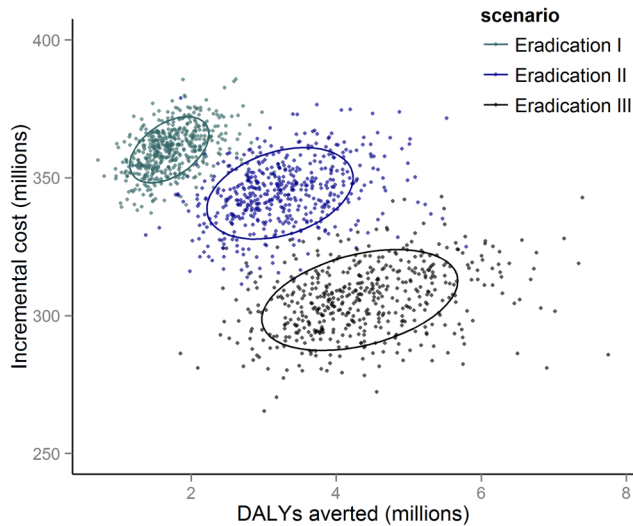
Here, we estimate that the impact on the health burden due to LF will increase with the rate of MDA scale-up, since DALYs averted have a longer time period to accrue when transmission is interrupted earlier. This

highlights the importance of measuring costs and benefits of interventions over a long time horizon, as well as the benefits of integrating disease transmission, economic and demographic models.

Intensifying the rate of MDA scale-up to eradicate LF is clearly supported on economic grounds. Our analysis

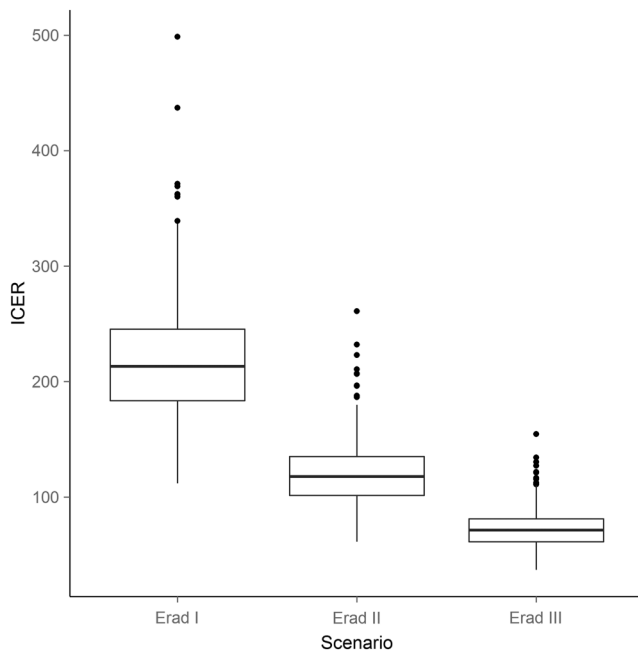
**Figure 2** Cumulative number of DALYs averted per 100 000 persons after 50 years per country, comparing the different scenarios to each other. DALY, disability adjusted life years.



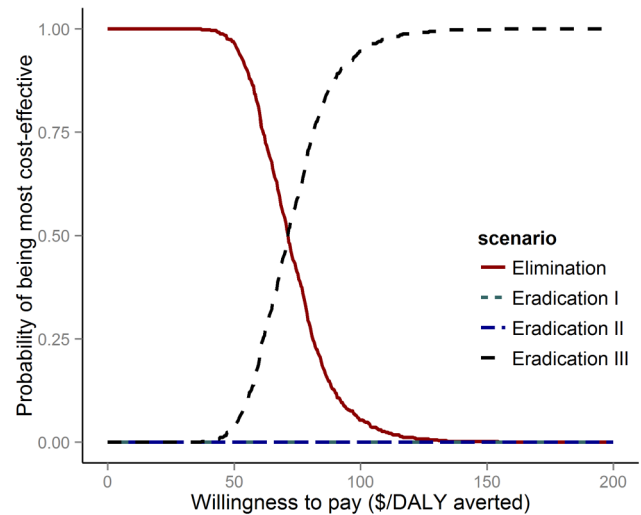


**Figure 3** Incremental cost-effectiveness plane and 95% CI ellipses with incremental financial costs associated with MDA programmes and incremental disability adjusted life years averted, comparing the three eradication scenarios to the comparator scenario. DALY, disability adjusted life years; MDA, mass drug administration.

suggests that above a willingness to pay threshold of US \$71.5/DALY averted, pursuing eradication at the highest level of MDA scale-up is the most likely to provide the greatest net benefits and therefore provide the most value for money. To put this in perspective, a willingness to pay of US\$150/DALY averted has been suggested for low and middle income countries as acceptable.<sup>33</sup> While decision makers are not bound by this threshold, our



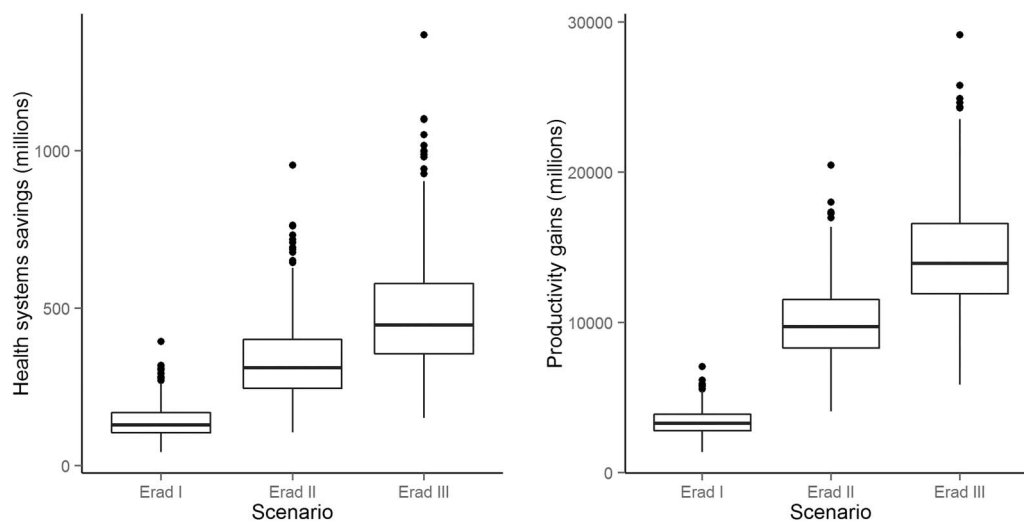
**Figure 4** Incremental cost-effectiveness ratios associated with each of the scenarios, with elimination as the comparator. DALY, disability adjusted life years.



**Figure 5** Cost-effectiveness acceptability curve for the four scenarios highlighting the uncertainty around cost-effectiveness ratios. Above the cost-effectiveness threshold of \$71.50/DALY the probability of the eradication III scenario being more cost-effective than the elimination scenario increases. When eradication III is a realistic option, eradication scenarios I and II are never the most cost-effective. DALY, disability adjusted life years.

analysis indicates that LF eradication would generally be considered cost-effective, assuming the rate of MDA scale-up is sufficient. If instantaneous scale-up (eradication III) is shown not to be feasible, the ICER of the eradication II scenario (rapid scale-up) remains low at US\$121/DALY averted. Only at the slowest level of scale-up does the ICER fall above this threshold, adding further urgency to intensifying the rate of scale-up. Others have used the Gross National income per capita for low income countries of US\$1035 as a threshold,<sup>34</sup> by which measure all eradication scenarios are considered cost-effective. Cost-effectiveness as a measure of efficiency is typically applied to interventions or health programmes. Additionally, it has been suggested that less efficient programmes may be considered in the case of eradication (as opposed to disease control) programmes, due to a host of additional outcomes that are typically not captured in cost-effectiveness analyses.<sup>35</sup> These could include the threats of resistance, insecurity of long-term funding, or implications for economic growth.<sup>36</sup>

Other considerations influence the cost-effectiveness of LF eradication. Depending on the perspective taken, the benefits that are expected to arise due to health systems savings and gains in worker productivity could be taken into account, which would further increase the dominance of the eradication III scenario. We did not consider certain aspects of morbidity management, such as the need for hydrocele surgeries, which would diminish over time as transmission is interrupted. The economic benefits of eradication could therefore be greater than estimated here. Likewise, our estimates of gains in



**Figure 6** Cumulative cost savings and averted losses over 50 years associated with LF eradication scenarios. Left: potential cost savings to LF endemic health systems due to decreased need for morbidity management practices; right: averted productivity losses due to eradication. LF, lymphatic filariasis.

productivity are likely conservative, because they were based on the time lost due to LF-related morbidity and agricultural wages, rather than on direct estimates of output and productivity loss (which are reported to be greater for LF, though data is scarce).<sup>29</sup> By tracking morbidity only for hydrocele and lymphoedema, but not subclinical outcomes such as lymphatic dilation, or clinical manifestations such as ADL or tropical pulmonary eosinophilia, or a potential for excess mortality (either due to a lack of data or a lack of disability weights), we underestimate the true burden of disease.<sup>37</sup> There are some epidemiological aspects that we did not consider, such as recrudescence of infections in areas following elimination due to migration. By ignoring this possibility, we made the implicit assumption that international movement among endemic populations was limited. Relaxing this assumption would require a metapopulation model and an investigation of human migration and commuting patterns in LF-endemic regions. However, previous studies in which similar mechanisms were considered have only added to the growing support for pursuing eradication.<sup>10 11</sup>

Further aspects which could interfere with the ability to maintain sufficiently high MDA coverage include insufficient political will, inadequate health infrastructure, logistical issues and the potential of systematic non-compliance. The development of drug resistance, as has been documented in animal systems,<sup>38</sup> could also present complications. Further and equally important, in areas where *W. bancrofti* is co-endemic with *L. loa*, it remains to be seen how effective biannual distribution of ABZ by itself or together with long-lasting insecticidal nets will be. We have assumed that the strategy employed in these areas would be as effective as MDA with IVM and ABZ, and as unlikely to lead to resistance. However, if this is not the case, and an alternative strategy requires a larger investment or a prolonged campaign, the ICERs

of the eradication scenarios will increase. We have likewise not accounted for any progress in interrupting LF transmission resulting from bed net programmes targeting malaria, although modelling suggests such methods are highly efficacious against LF.<sup>39 40</sup> If vector control is going to be part of a strategy against LF in certain regions, cost estimates should likewise incorporate this intervention. Further, it is worth noting that our estimates of progress made to the current time were informed by the WHO PCT Databank, as described in Kastner *et al.*<sup>23</sup> It has been pointed out that these self-reported values are sometimes overestimates of the true coverage.<sup>41</sup> Accounting for this bias would likely decrease the ICERs of the eradication scenarios. Currently, data to improve on these estimates is unavailable but additional modelling work, more focused on individual districts based on local data, may be enlightening. Such work will be particularly valuable in identifying more effective strategies for dealing with endemic districts where progress seems to be lagging. Such strategies could potentially include novel technologies, or novel combinations, such as a proposed triple-drug treatment regime.<sup>42</sup>

Additionally, we assumed that endemic countries implemented MDA programmes for a fixed duration resulting in a high probability of achieving elimination (ie, where >97.5% of simulations reached elimination).<sup>23</sup> A more dynamic decision process, whereby a shorter duration is followed by surveys and possible additional rounds of MDA until elimination is certified may be closer to reality, but beyond the scope of this global-level exercise.

Finally, our strategies assumed that all endemic countries included in the different scenarios are committed to elimination, and would not pursue a less ambitious goal, such as disease control only. It is plausible, however, for some countries to only target populations

that live in moderate to high transmission zones, but not the greater number of people in low transmission areas where chronic disease is much less prevalent. A previous study indeed suggests that cost-effectiveness may improve if communities with microfilaria prevalence above 3.55% are first treated through a sequential strategy based first on control and a later shift of programme goals towards elimination.<sup>43</sup> Ordering the treatment districts by intensity could thus lead to further increases in cost-effectiveness of our eradication scenarios.

In conclusion, this study suggests that eradication of LF is likely a cost-effective strategy and that if pursued, scaling up MDA as rapidly as feasible will result in increases in value.

**Twitter** Follow Fabrizio Tediosi at @fabrizio2570

**Contributors** CMS, RK and FT designed the study. CMS and NC developed the model. CMS and RK performed the analysis and wrote the first draft of this report. All authors contributed to interpretation of data, and writing of the report. All authors approved of the final version.

**Funding** The Bill and Melinda Gates Foundation (grant number OPP1037660).

**Competing interests** MT serves as board member for DNDi, and serves on the scientific advisory board of the Novartis Institute for Tropical Diseases.

**Provenance and peer review** Not commissioned; externally peer reviewed.

**Handling editor** Seye Abimbola.

**Open Access** This is an Open Access article distributed in accordance with the terms of the Creative Commons Attribution (CC BY 4.0) license, which permits others to distribute, remix, adapt and build upon this work, for commercial use, provided the original work is properly cited. See: <http://creativecommons.org/licenses/by/4.0/>

## REFERENCES

- Fenner F. The eradication of smallpox. *Impact Sci Society* 1988;38:147–58.
- Cairncross S, Muller R, Zagaria N. Dracunculiasis (Guinea worm disease) and the eradication initiative. *Clin Microbiol Rev* 2002;15:223–46.
- Molyneux DH, Hopkins DR, Zagaria N. Disease eradication, elimination, and control: the need for accurate and consistent usage. *Trends Parasitol* 2004;20:347–51.
- Caplan A. Is disease eradication ethical? *Lancet* 2009;373:2192–3.
- Nájera JA, González-Silva M, Alonso PL. Some lessons for the future from the Global Malaria Eradication Programme (1955–1969). *PLoS Med* 2011;8:e1000412.
- Cochi S, Dowdle W, ed. *Disease eradication in the 21st century: implications for global health*. Cambridge, MA: MIT Press, 2011.
- Tediosi F, Steinmann P, de Savigny D, et al. Developing eradication investment cases for onchocerciasis, lymphatic filariasis, and human African trypanosomiasis: rationale and main challenges. *PLoS Negl Trop Dis* 2013;7:e2446.
- Dowdle WR, Cochi SL. The principles and feasibility of disease eradication. *Vaccine* 2011;29(Suppl 4):D70–3.
- Sicuri E, Evans DB, Tediosi F. Can economic analysis contribute to disease elimination and eradication? A systematic review. *PLoS ONE* 2015;10:e0130603.
- Barrett S, Hoel M. Optimal disease eradication. *Environ Dev Econ* 2007;12:627–52.
- Thompson KM, Tebbens RJ. Eradication versus control for poliomyelitis: an economic analysis. *Lancet* 2007;369:1363–71.
- Durrheim DN, Wynd S, Liese B, et al. Editorial: Lymphatic filariasis endemicity—an indicator of poverty? *Trop Med Int Health* 2004;9:843–5.
- WHO. Fact Sheet: lymphatic Filariasis <http://www.who.int/mediacentre/factsheets/fs102/en/> 2012.
- Murray CJ, Vos T, Lozano R, et al. Disability-adjusted life years (DALYs) for 291 diseases and injuries in 21 regions, 1990–2010: a systematic analysis for the Global Burden of Disease Study 2010. *Lancet* 2012;380:2197–223.
- Bailey TC, Merritt MW, Tediosi F. Investing in justice: ethics, evidence, and the eradication investment cases for lymphatic filariasis and onchocerciasis. *Am J Public Health* 2015;105:629–36.
- Perera M, Whitehead M, Molyneux D, et al. Neglected patients with a neglected disease? A qualitative study of lymphatic filariasis. *PLoS Negl Trop Dis* 2007;1:e128.
- Gyapong M, Gyapong J, Weiss M, et al. The burden of hydrocele on men in Northern Ghana. *Acta Trop* 2000;77:287–94.
- Ramaiah K, Kumar K. Effect of lymphatic filariasis on school children. *Acta Trop* 2000;76:197–9.
- Ichimori K, King JD, Engels D, et al. Global programme to eliminate lymphatic filariasis: the processes underlying programme success. *PLoS Negl Trop Dis* 2014;8:e3328.
- de Kraker ME, Stolk WA, van Oortmarssen GJ, et al. Model-based analysis of trial data: microfilaria and worm-productivity loss after diethylcarbamazine–albendazole or ivermectin–albendazole combination therapy against *Wuchereria bancrofti*. *Trop Med Int Health* 2006;11:718–28.
- Bockarie MJ, Kelly-Hope LA, Rebollo M, et al. Preventive chemotherapy as a strategy for elimination of neglected tropical parasitic diseases: endgame challenges. *Philos Trans R Soc Lond B Biol Sci* 2013;368:20120144.
- Mak JW, Yen PK, Lim KC, et al. Zoonotic implications of cats and dogs in filarial transmission in Peninsular Malaysia. *Trop Geogr Med* 1980;32:259–64.
- Kastner RJ, Stone CM, Steinmann P, et al. What is needed to eradicate lymphatic filariasis? A model-based assessment on the impact of scaling up mass drug administration programs. *PLoS Negl Trop Dis* 2015;9:e0004147.
- Norman RA, Chan MS, Srividya A, et al. The development of an age-structured model for describing the transmission dynamics and control of lymphatic filariasis. *Epidemiol Infect* 2000;124:529–41.
- Gambhir M, Michael E. Complex ecological dynamics and eradicability of the vector borne macroparasitic disease, lymphatic filariasis. *PLoS ONE* 2008;3:e2874.
- Schroeder SA. Incidence, prevalence, and hybrid approaches to calculating disability-adjusted life years. *Popul Health Metr* 2012;10:19.
- Salomon JA, Vos T, Hogan DR, et al. Common values in assessing health outcomes from disease and injury: disability weights measurement study for the Global Burden of Disease Study 2010. *Lancet* 2012;380:2129–43.
- Briggs A, Sculpher M, Claxton K, eds. *Decision modelling for health economic evaluation*. Oxford University Press, 2006.
- Chu BK, Hooper PJ, Bradley MH, et al. The economic benefits resulting from the first 8 years of the Global Programme to Eliminate Lymphatic Filariasis (2000–2007). *PLoS Negl Trop Dis* 2010;4:e708.
- WHO. Choosing interventions that are cost effective (WHO-CHOICE). [http://www.who.int/choice/costs/unit\\_regions/en/](http://www.who.int/choice/costs/unit_regions/en/)
- Black W. The CE plane: a graphic representation of cost-effectiveness. *Med Decis Making* 1990;10:212–14.
- The London Declaration on Neglected Tropical Diseases. <http://www.unitingtocombatntds.org/endorsements> 2010.
- Shillcutt SD, Walker DG, Goodman CA, et al. Cost effectiveness in low- and middle-income countries: a review of the debates surrounding decision rules. *Pharmacoeconomics* 2009;27:903–17.
- Santatiwongchai B, Chantarastapornchit V, Wilkinson T, et al. Methodological variation in economic evaluations conducted in low- and middle-income countries: information for reference case development. *PLoS ONE* 2015;10:e0123853.
- World Bank. *World development report 1993: investing in health*. New York: Oxford University Press, 1993.
- Sabot O, Cohen JM, Hsiang MS, et al. Costs and financial feasibility of malaria elimination. *Lancet* 2010;376:1604–15.
- Ottesen EA, Hooper PJ, Bradley M, et al. The global programme to eliminate lymphatic filariasis: health impact after 8 years. *PLoS Negl Trop Dis* 2008;2:e317.
- Geerts S, Gryseels B. Drug resistance in human helminths: current situation and lessons from livestock. *Clin Microbiol Rev* 2000;13:207–22.
- Stone CM, Lindsay SW, Chitnis N. How effective is integrated vector management against malaria and lymphatic filariasis where the



- diseases are transmitted by the same vector? *PLoS Negl Trop Dis* 2014;8:e3393.
40. Reimer LJ, Thomsen EK, Tisch DJ, *et al.* Insecticidal bed nets and filariasis transmission in Papua New Guinea. *N Engl J Med* 2013;369:745–53.
  41. Ramaiah KD, Ottesen EA. Progress and impact of 13 years of the global programme to eliminate lymphatic filariasis on reducing the burden of filarial disease. *PLoS Negl Trop Dis* 2014;8:e3319.
  42. Thomsen EK, Sanuku N, Baea M, *et al.* Efficacy, safety, and pharmacokinetics of coadministered diethylcarbamazine, albendazole, and ivermectin for treatment of bancroftian filariasis. *Clin Infect Dis* 2016;62:334–41.
  43. Michael E, Malecela MN, Zervos M, *et al.* Global eradication of lymphatic filariasis: the value of chronic disease control in parasite elimination programmes. *PLoS ONE* 2008;3:e2936.



# Modelling the health impact and cost-effectiveness of lymphatic filariasis eradication under varying levels of mass drug administration scale-up and geographic coverage

Christopher M Stone, Randee Kastner, Peter Steinmann, Nakul Chitnis, Marcel Tanner and Fabrizio Tediosi

*BMJ Glob Health* 2016 1:  
doi: 10.1136/bmjgh-2015-000021

---

Updated information and services can be found at:  
<http://gh.bmj.com/content/1/1/e000021>

---

*These include:*

## References

This article cites 37 articles, 5 of which you can access for free at:  
<http://gh.bmj.com/content/1/1/e000021#BIBL>

## Open Access

This is an Open Access article distributed in accordance with the terms of the Creative Commons Attribution (CC BY 4.0) license, which permits others to distribute, remix, adapt and build upon this work, for commercial use, provided the original work is properly cited. See:  
<http://creativecommons.org/licenses/by/4.0/>

## Email alerting service

Receive free email alerts when new articles cite this article. Sign up in the box at the top right corner of the online article.

---

## Notes

---

To request permissions go to:  
<http://group.bmj.com/group/rights-licensing/permissions>

To order reprints go to:  
<http://journals.bmj.com/cgi/reprintform>

To subscribe to BMJ go to:  
<http://group.bmj.com/subscribe/>